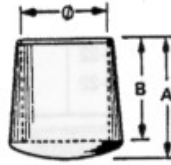


## 11 - PUNTALI ESTERNI IN PLASTICA

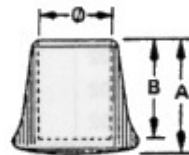
### 11.1 PUNTALI IN PVC

codice	Ø tubo	A	B
4064	2	7,5	6
3635	3	9,5	8
2346	4	11	9
4065	5	13	10
836	6	14	11
	7	14	11
837	8	16	13
	9	17	13
838	10	18	14
839	12	21	17
	13	21	17
840	14	23	18
841	16	25	20
842	18	27	22
	19	28	23
843	20	30	24
844	22	32	26
845	24-25	36	30
3545	26	37	31
3546	28	38	32
3547	30	41	34
	32	43	39
	35	47	40



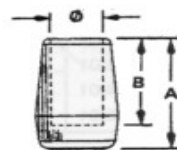
### 11.2 PUNTALI A CAMPANA IN PVC

codice	Ø tubo	A	B
	6	20	16
	8	23	18
	10	25	21
	12	27	23
	14	28	22
	16	29	22
	18	31	24
	20	33	26
	22	35	27
	24	35	28
	26	37	32
	28	41	34
	30	44	36



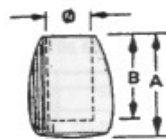
### 11.3 PUNTALI BOMBATI LUNGI IN PVC

codice	Ø tubo	A	B
	10	28	22
	12	31	24
	14	34	27
	16	36	29
	18	38	31
	20	40	33



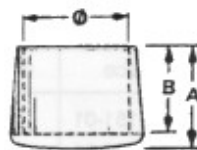
**11.4 PUNTALI A BOTTE IN PVC**

codice	Ø tubo	A	B
3180	6	19	14
	8	21	16
3250	10	23	18
	12	26	20
	14	28	21
	16	30	23
	18	31	24



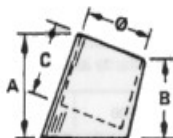
**11.5 PUNTALE ESTERNO LEGGERO IN POLITENE**

codice	Ø tubo	A	B
	16	20	14
	18	23	17
	20	25	19
	22	22	18
	24	23	17
	25	23	17
	26	25	19
	28	26	20
	30	27	21



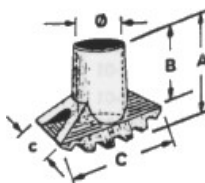
**11.6 PUNTALI INCLINATI 20° IN PVC**

codice	Ø tubo	A	B	C
	25	38	27	20



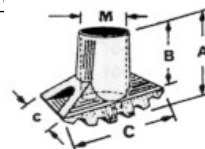
**11.7 PIEDI SCALA ARTIGLIO IN PVC**

codice	Ø tubo	A	B	C
2428	30	69	53	78x42
2329	32	61	59	81x46
2437	35	78	62	87x48
	38	83	67	94x52
2470	40	95	73	97x54



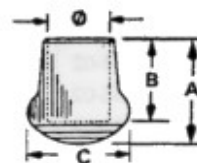
**11.8 PIEDI SCALA ARTIGLIO OVALE IN PVC**

codice	Misura	A	B	C
2275	20x40	72	56	89x38
2568	25x50	89	76	114x46



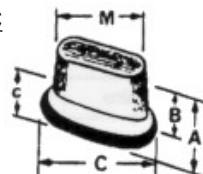
**11.9 PUNTALI SCALA A PERA IN PVC**

codice	Ø tubo	A	B	C
2313	20	36	27	32
2296	28	48	34	44
2272	30	42	34	42
2305	32	49	34	45
2446	35	52	36	48
1487	38	57	40	53
2420	40	60	42	56



**11.10 PUNTALI SCALA A PERA OVALI IN PVC**

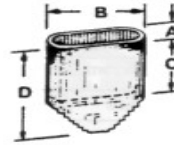
codice	misura	A	B	C
2541	20x40	41	34	52x32
2304	25x50	50	43	65x40



**11.11 PUNTALE ESTERNO OVALE CON BASE INCLINATA**

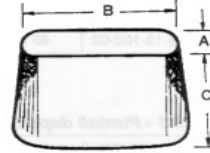
**IN PVC**

codice	A	B	C	D
	15	30	26	40



**11.12 PUNTALI ESTERNI OVALI IN PVC**

codice	A	B	C
	15	30	23
	18	36	27
	20	40	28



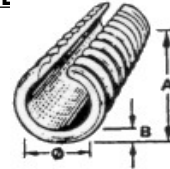
**11.13 PUNTALI ESTERNI PER PIATTO IN PVC**

codice	misura	A	B
	25x8	19	15
	25x5	19	15
	25x6	19	15
	30x6	19	15



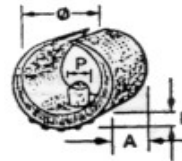
**11.14 SOTTOPIEDE A PINZA LUNGO IN POLITENE**

codice	misura	Ø piolo	A	B
3251	18-20	6	46	4,5
	24-26	8	46	5
	28-30	8	46	5,5



**11.15 SOTTOPIEDE A PINZA IN POLITENE**

codice	misura	Ø piolo	A	B
2928	14-16	5,5	18	3,5
	16-18	5,5	19	3,5
	18-20	5,5	20	3,5
3530	20-22	5,5	22	4
1555	24-26	5,5	25	5
	24-26	7,5	25	5
	28-30	7,5	30	5,5



**11.16 DISTANZIATORE A PINZA IN POLITENE**

codice	misura	A	B
	18-20	18	3
	24-26	18	3,5

